

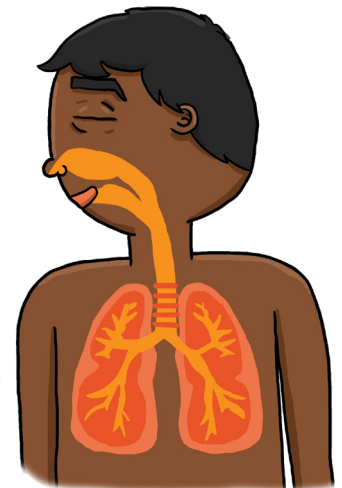


### Pre-admission advice

# Laryngo-tracheo-bronchoscopy

A laryngo-tracheo-bronchoscopy is when a Ear Nose and Throat (ENT) doctor uses a fine telescope with a camera to look at bub's upper and lower airways.

- Bub will be given general anaesthetic (sleep medication) before the procedure.
- The ENT doctor will find out why bub has a problem and then help ease their symptoms.
- Bub may need more than one procedure.



### Bub may need to have laryngo-tracheo-bronchoscopy if they have:

- noisy or difficult breathing
- a cough that won't go away
- soft cry or barky voice
- difficulty feeding or swallowing
- something stuck in their airway.

### Tell the doctor if bub:

- has difficulty swallowing
- is losing or is not gaining weight
- tires easily when breathing or when active
- snores.

### Go to the emergency department if bub:


Has pale  
and sweaty  
skin



Has trouble  
breathing



Is vomiting blood

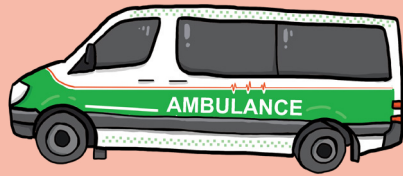


Is having trouble  
feeding or  
swallowing



Has a temperature  
38°C or over

### Call an ambulance if:



Bub stops breathing or is breathing noisy, fast or slow



If bub's lips are blue

## Pre-operative information

The nurse will call you 2 days before bub's procedure. If you don't answer your phone, bub's appointment will be canceled. The number may come up as a private caller.

### The nurse will yarn to you about:

- The time to arrive at Perth Children's Hospital and the procedure time.
- When to start bub fasting/ empty tummy. Do not give bub any food, drinks, breast milk or formula.
- Fasting keeps bub safe during procedure.
- Tell the nurse if bub or any family members have problems with:
  - anaesthetics (sleeping medication)
  - any allergies
  - bleeding disorders.
- Let the nurse know what medications bub is taking and why.
- Yarn about any worries you may have.



Yarn to bub before their procedure, help them understand what is going to happen.

### Good to know

- Bub will be admitted to the hospital on the day, the procedure normally takes about 1 hour.
- If bub is unwell after the procedure they may need to stay in hospital overnight. The doctor will yarn with you.
- Bub may need another procedure after the laryngo-tracheo-bronchoscopy, the doctor will yarn with you about treatment.
- When at home, keep a close eye on bub, if they become unwell or you are worried you should take them to the emergency department.
- Lung sickness like colds, chest infections or being around smoke can make bub's breathing worse.
- To help bub heal they need to eat good tucker and may need to take prescribed medication.



Government of Western Australia  
Child and Adolescent Health Service

#### Child and Adolescent Health Service

15 Hospital Avenue, Nedlands, WA, 6009.

Telephone: (08) 6456 2222

Produced by: Ear, Nose, Throat and Audiology / Social Work  
Ref: 759.1 © CAHS 2021

This document can be made available in alternative formats on request for a person with a disability.

**Disclaimer:** This publication is for general education and information purposes. Contact a qualified healthcare professional for any medical advice needed.

© State of Western Australia, Child and Adolescent Health Service.